


'GPQF' LVPECL Output VCXOs

10MHz to 1450MHz

FEATURES

- Low jitter <1.0ps phase jitter
- Wide frequency Range 10.0MHz to 1450MHz
- Low supply current <46mA (100MHz)
- Very quick delivery leadtime
- Supply voltage range 2.5V or 3.3Volts
- Tristate function to conserve power



('536' package displayed)



DESCRIPTION

'GPQF' series oscillators are a precision frequency control component, providing a LVPECL output VCXO with low current consumption, a wide frequency range with an integrated phase jitter performance of 1.0ps r.m.s. The part is available in two industry-standard packages, 7 x 5mm SMD and 5 x 3.2mm SMD.

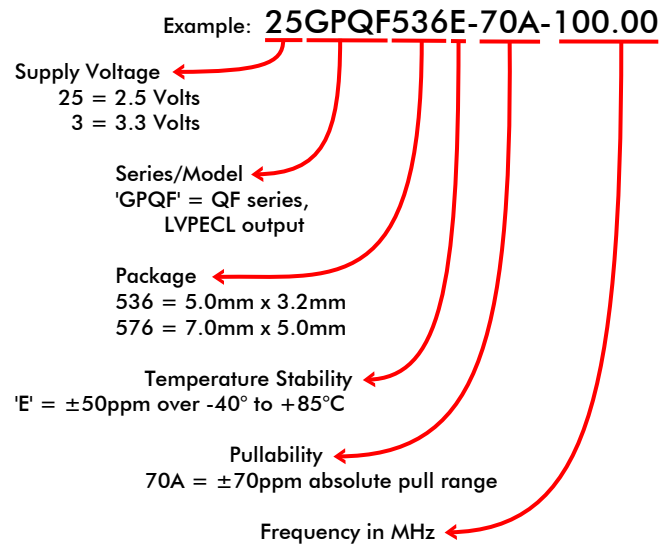
GENERAL SPECIFICATION

Output Logic Type:	LVPECL
Frequency Range:	10.0MHz to 1450MHz
Load:	Differential
Power Supply Voltage:	2.5±5%VDC or +3.3±10%VDC
Output Voltage 'HIGH':	V _{DD} - 1.03V minimum V _{DD} - 0.6V maximum
Output Voltage 'LOW':	V _{DD} - 1.85V minimum V _{DD} - 1.6V maximum
Frequency Stability:	±50ppm over -40° to +85°C*
Duty Cycle:	50%±2%
Rise Time:	150ps minimum**
Fall Time:	250ps maximum**
Current Consumption @+2.5V _{DD}	
100.000MHz:	46mA
250.000MHz:	48mA
500.00MHz:	53mA
750.00MHz:	56mA
1GHz:	60mA
1.35GHz:	65mA
Current Consumption @+3.3V _{DD}	
100.000MHz:	48mA
250.000MHz:	50mA
500.00MHz:	55mA
750.00MHz:	59mA
1GHz:	62mA
1.35GHz:	68mA
Current with output disabled:	16mA typical
Start-up Time:	10ms maximum
Ageing:	±2ppm max., first year, ±10ppm max. over 10 years.
OE Control on Pad 1	
Enable:	0.7% V _{DD} min., or no connection
Disable:	0.3%V _{DD} max., (high impedance).
Output Enable Time:	200ns max.
Output Disable Time:	50ns max.
Phase Jitter r.m.s.:	0.6ps typical (12kHz to 20MHz) <100fs (1.875MHz to 20MHz)

CONTROL VOLTAGE FUNCTION (Pad 1)

Supply Voltage (Vdd)	+2.5 Volts	+3.3 Volts
VCON Centre:	+1.25 Volts	+1.65 Volts
V. Control Range:	+0.2V~+2.3V	+0.3V~+3.0V
Absolute Pulling Range (APR):	±70ppm	
Linearity:	±3% typical, ±10% max.	
Transfer Function:	Positive transfer	
Absolute Voltage:	2.8 Volts Max.	4.0 Volts max.
Input Impedance:	1MΩ typical	
Bandwidth:	50kHz min., measured at -3dB	

PART NUMBERING



Notes:

- * Stability code for ±50ppm over -40° to +85°C is 'E.' Other stabilities are available, contact Mercury for details.
- * **Absolute Pull Range (APR)**
APR guarantees the PLL remains locked (enough frequency deviation range) taking into account all the conditions of a VCXO. These conditions include frequency tolerance, frequency-temperature stability, load variation, supply voltage variation and ageing of the VCXO (known as "Total VCXO Frequency Errors"). Therefore APR in ppm = (Total frequency deviation of the VCXO in ppm) - (Total frequency errors of the VCXO in ppm)
- ** Rise/Fall times are measured between 10% to 90%V_{DD}

'GPQF' LVPECL Output VCXOs

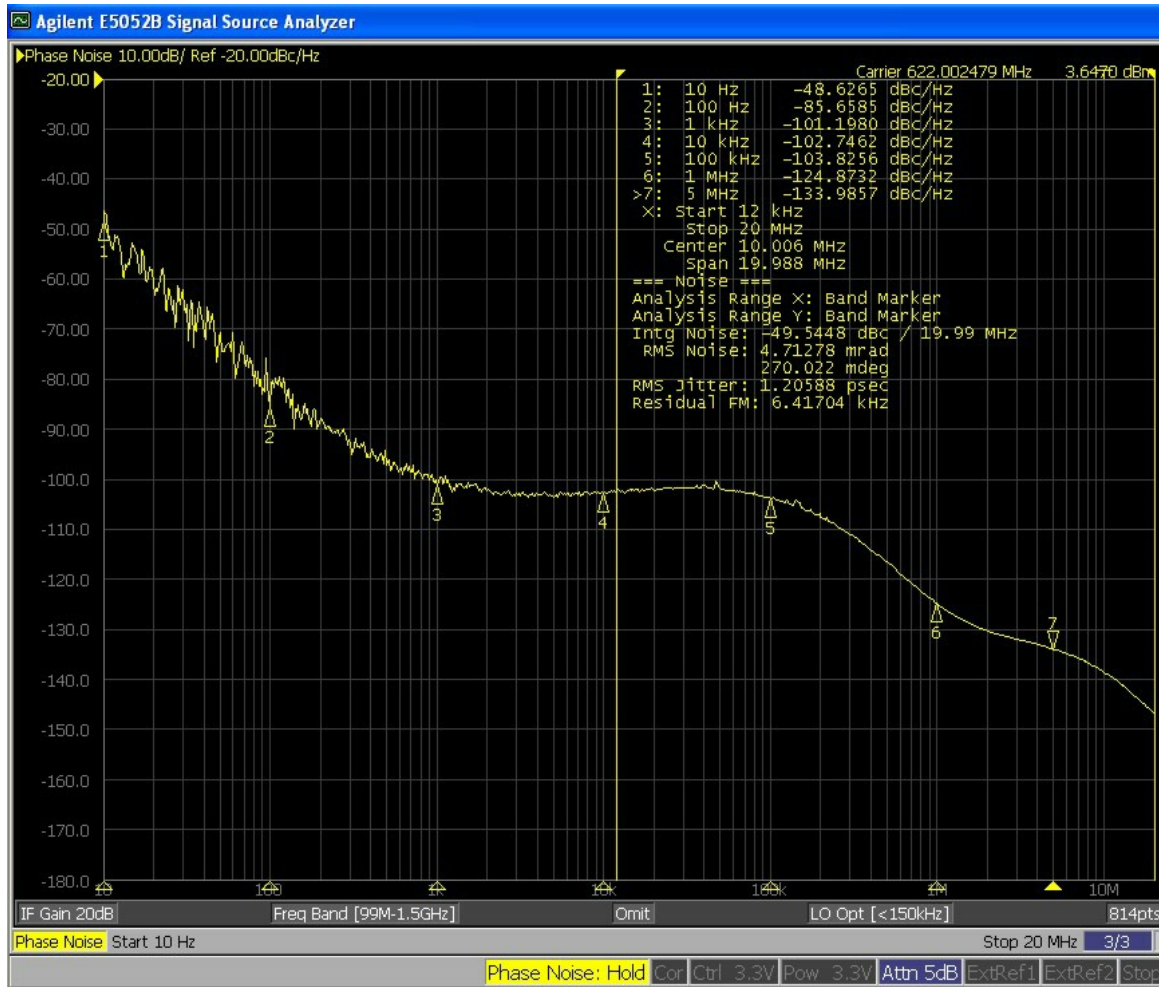
10MHz to 1450MHz

Page 2 of 4

ABSOLUTE MAXIMUM RATINGS

Power Supply Voltage (V _{DD})	+4.0V maximum
Input Voltage	-0.5V min.; V _{DD} +0.5V max.
Output Voltage	-0.5V min.; V _{DD} +0.5V max.
Operation Junction Temperature	-40°C min.; +125°C max.

GPQF SERIES PHASE NOISE & PHASE JITTER DATA



GPQF SERIES PHASE NOISE & PHASE JITTER DATA

	Frequency (MHz)	77.76	122.88	125.00	156.25	212.5	491.25	655.08	1000	1250
SSB Phase Noise Data (dBc/Hz typical)	10Hz offset	-57	-68	-69	-67	-62	-61	-48	-52	-32
	100Hz offset	-94	-99	-97	-92	-93	-86	-85	-82	-68
	1kHz offset	-114	-113	-114	-112	-105	-100	-101	-93	-94
	10kHz offset	-123	-119	-124	-121	-116	-105	-102	-97	-103
	100kHz offset	-124	-120	-129	-124	-118	-105	-103	-97	-105
	1MHz offset	-144	-140	-136	-136	-139	-126	-124	-116	-114
	5MHz offset	-152	-148	-154	-153	-143	-137	-133	-127	-136
Phase Jitter (ps) (12kHz ~ 20MHz. r.m.s.)		0.9	0.8	1.1	0.9	1.0	1.1	1.2	1.5	1.1

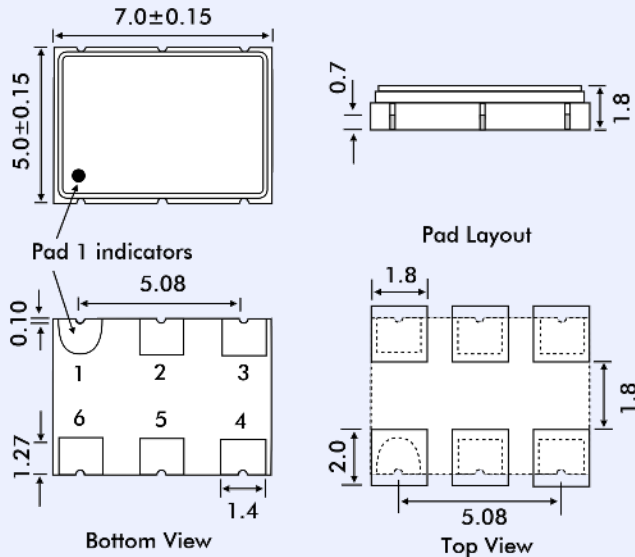
'GPQF' LVPECL Output VCXOs

10MHz to 1450MHz

Page 3 of 4

OUTLINE & DIMENSIONS

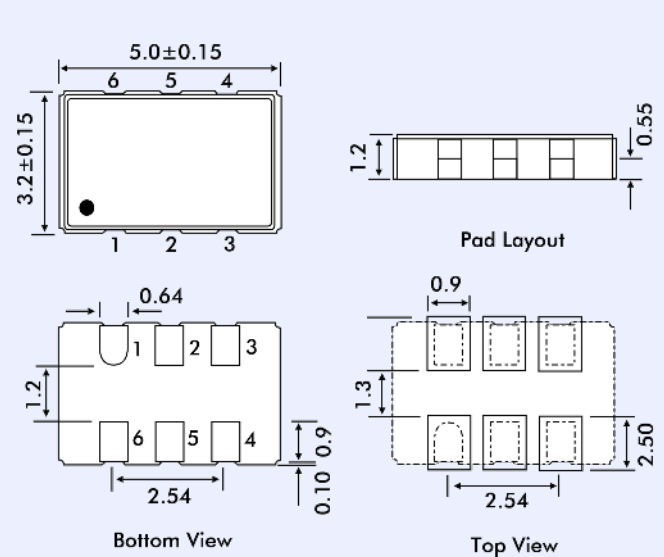
7.0 x 5.0mm SMD Package



Pad Connections

- 1 Control Voltage
- 2 OE High Enable
- 3 Ground
- 4 Output
- 5 No connection
- 6 Supply Voltage

5.0 x 3.2mm SMD Package



Pad Connections

- 1 Control Voltage
- 2 OE High Enable
- 3 Ground
- 4 Output
- 5 No connection
- 6 Supply Voltage

ENVIRONMENTAL PERFORMANCE SPECIFICATION

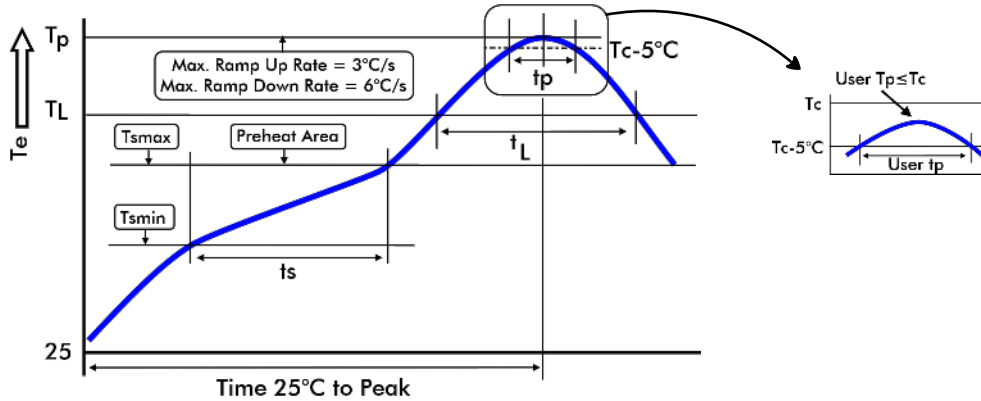
Environmental Approvals	RoHS Compliant, Pb (lead) free in accordance with EU Directive 2002/95/EC 6/6 (2002/95EC) and WEEE (2002/96/EC). Free of halide, cadmium, hexavalent chromium, lead, mercury, PBBs and PBDEs
Moisture sensitivity Level	Level 1 (infinite) according to IPC/JEDEC J-STF-020D.1
Second Level Interconnect	'e4
Storage Temperature Range	-55° to +125°C
Humidity	85%RH, 85°C, 48 hours
Fine Leak / Gross Leak	MIL-STD-202F Method 1014, Cond. A / MIL-STD-883, Method 1014, Cond C.
Solderability	MIL-STD-202F method 208E
Reflow	260°C for 10s. 2 times
Vibration	MIL-STD-202F Method 204, 35g, 50 to 2000Hz
Shock	MIL-STD-202F, Method 213B, Test Cond. E, 1000gg 1/2 sine wave.
Resistance to Solvents	MIL-STD-202, Method 215
Temperature Cyscling	MIL-STD-883, Method 1010
ESD Rating	Human Body Model (HBM): 1500 V minimum.
Pad Surface Finish	Gold (Au)(0.3µm of 1.0µm) over nickel (Ni)(1.27µm to 8.89µm)
Weight of the Device	576 package: 0.18gm typical, 536 package: 0.09gm typical.

'GPQF' LVPECL Output VCXOs

10MHz to 1450MHz

RECOMMENDED SOLDER TEMPERATURE PROFILE

Suggested Reflow Profile



Profile Feature	Sn-Pb Eutectic Assembly	Pb-Free Assembly
Preheat/Soak		
- Temperature min. (Ts min.)	100°C	150°C
- Temperature max. (Ts max.)	150°C	200°
- Time (ts) (Ts min. to Ts max.)	60 to 120 seconds	60 to 180 seconds
Ramp-up Rate (Tl to Tp)	3°C/second max.	3°C/second max.
Liquidus temperature (Tl)	183°C	217°C
Time (tL) maintained above Tl	60 to 150 seconds	60 to 150 seconds
Peak package body temperature (Tp)	235°C	260°C
Time (Tp) within 5°C of the classification temperature Tc	10 to 30 seconds	20 to 40 seconds
Ramp-down rate (Tp to Tl)	6°C/second max.	6°C/second max.
Time 25°C to peak temperature	6 minutes max.	8 minutes max.

TEST CIRCUIT

